

Scaled data based on original data using
LM-79-08 Approved Method: Electrical and Photometric Measurements of Solid-
State Lighting Products

Test Report Prepared for
Cooper Lighting Solutions
(formerly Eaton)

Brand: McGRAW-EDISON

Report Number: P385415

Luminaire Tested: **GWC-SA1A-722-U-T2**

Issue Date: 3/3/2020

Test Information

Test Method: LM-79-08
Report Number: P385415
TEST IS SCALED FROM IESNA LM-79-08 TEST DATA (G2-1903-205-12)
Test Lab: INNOVATION CENTER
Issue Date: 3/3/2020
Manufacturer: COOPER LIGHTING SOLUTIONS (FORMERLY EATON)
Product Line: MCGRAW-EDISON
Catalog Number: GWC-SA1A-722-U-T2
Description: GALLEON WALL LUMINAIRE
(1) 70 CRI, 2200K, 615mA LIGHTSQUARE WITH 16 LEDS AND TYPE II OPTICS
Light Source: -
Ballast/Driver: ELECTRONIC DRIVER

Summary

Lumens per Lamp: N/A
Luminaire Lumens: 3590 lumens
Efficiency: N/A
Efficacy: 105.6 lumens/watt
Luminous Opening: Rectangular (W 0.5' x L: 0.5' x H: 0')
IES Classification: Type III - Medium
BUG Rating: B1 - U0 - G1

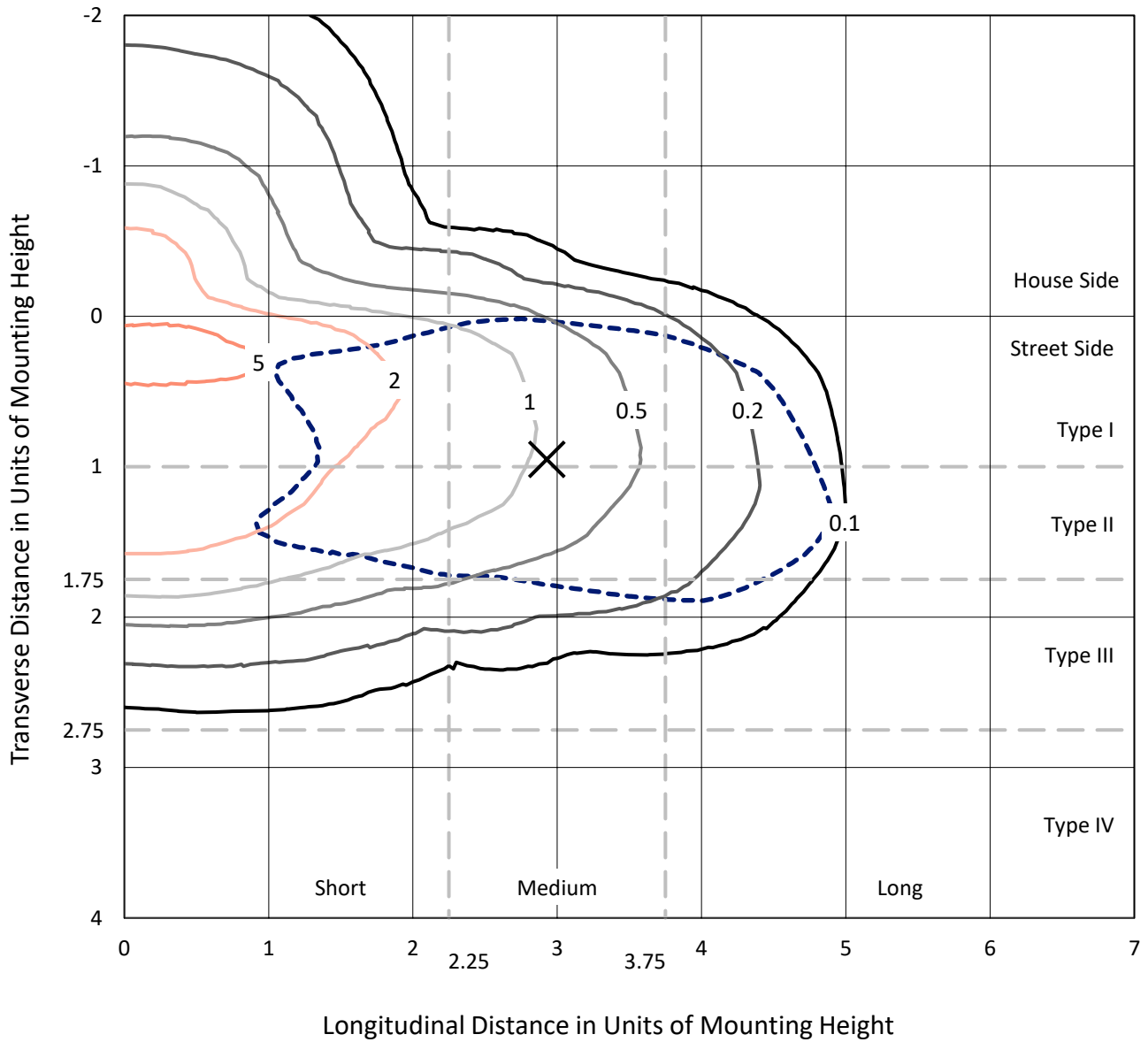
Input Watts (W): 34
Input Voltage (V): NR
Input Current (Ain): NR
Voltage Rise (V): NR
Power Factor: NR
Total Harmonic Distortion (THDi): NR
Frequency (hertz): 60
Stabilization Time: NR
Operation Time: NR
Ambient Temperature (°C): NR
Test Distance: 24 FT



REPORT NUMBER: P385415
 CATALOG NUMBER: GWC-SA1A-722-U-T2

Iso-Footcandle Lines of Horizontal Illumination

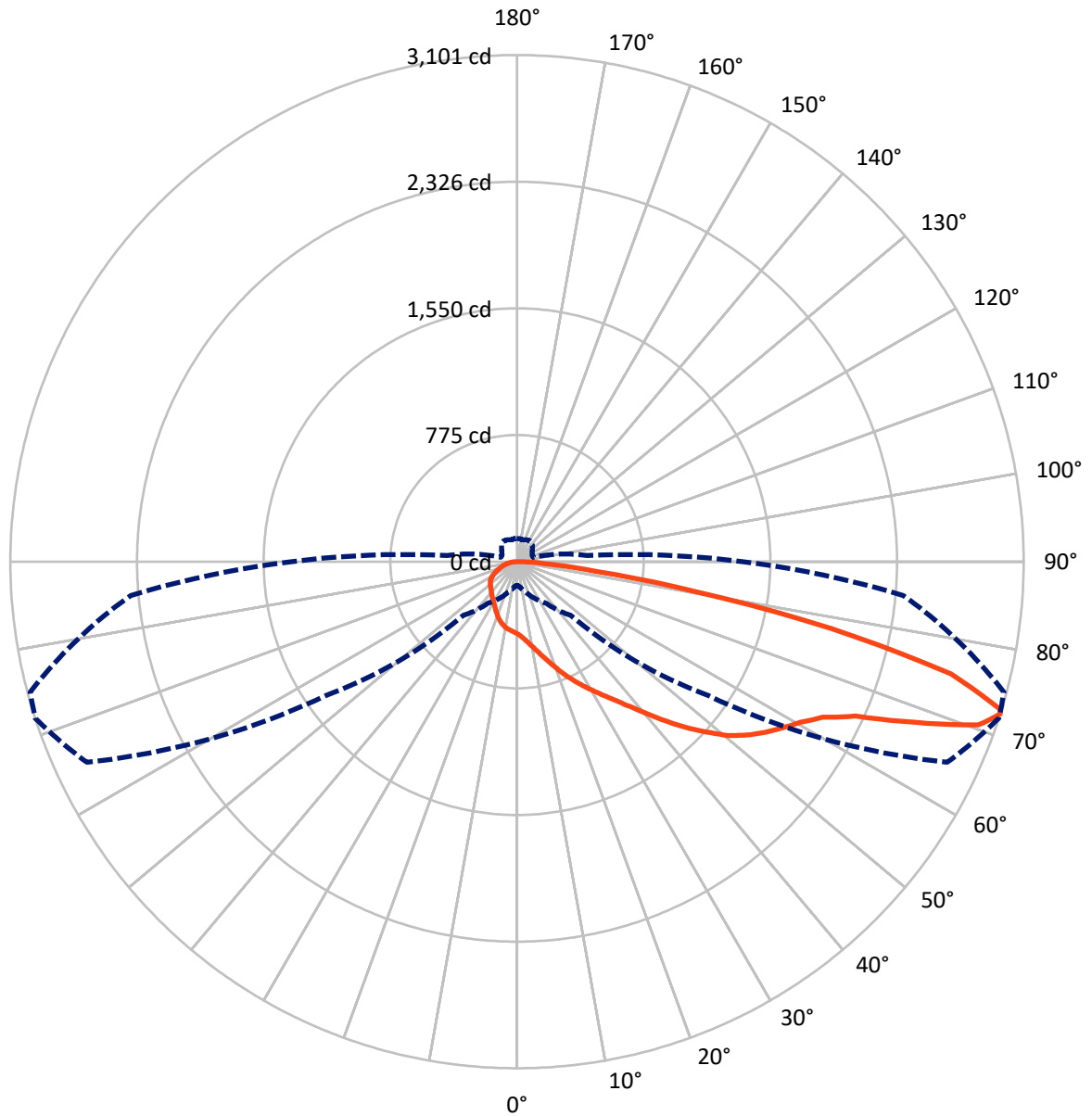
✕ Max cd
 - - - 1/2 Max cd



Based on 10 foot mounting height. Maximum calculated value = 6.1 fc
 Type III - Medium - N/A

REPORT NUMBER: P385415
CATALOG NUMBER: GWC-SA1A-722-U-T2

Luminous Intensity Polar Plot



— Vertical Plane Through 72-Deg Lateral - - - Horizontal Cone Through 72-Deg Vertical

REPORT NUMBER: P385415

CATALOG NUMBER: GWC-SA1A-722-U-T2

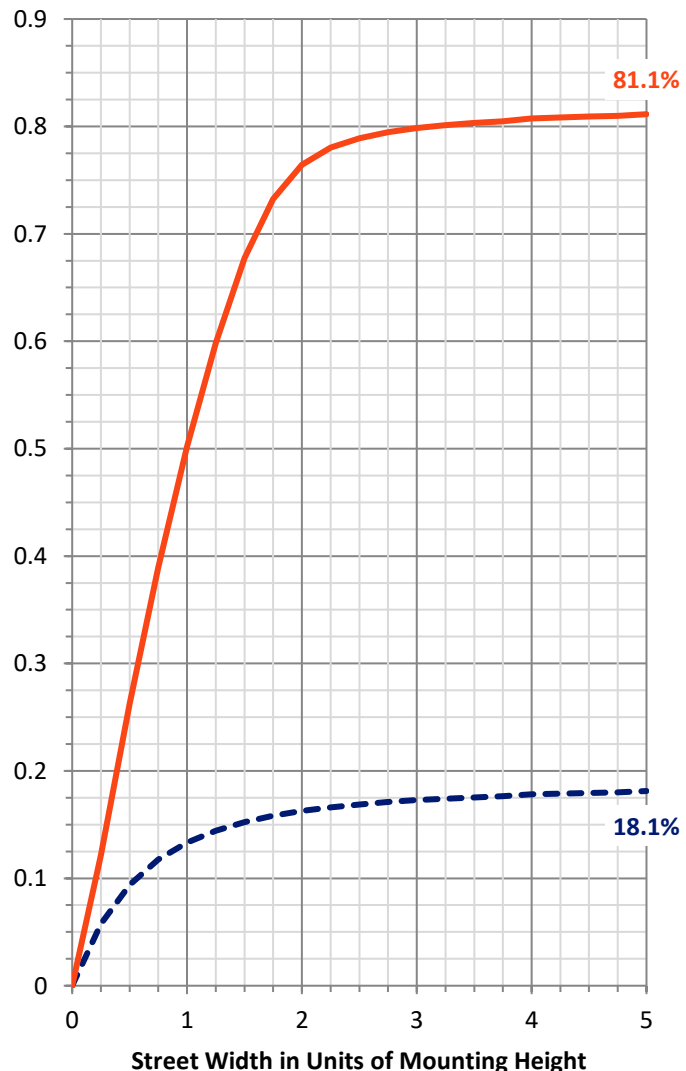
FLUX DISTRIBUTION:

		Downward	Upward	Total
House Side	Lumens	666.0	0.0	666.0
	% Fixture	18.6	0.0	18.6
Street Side	Lumens	2924.0	0.0	2924.0
	% Fixture	81.4	0.0	81.4
Total	Lumens	3590.0	0.0	3590.0
	% Fixture	100.0	0.0	100.0

ZONAL LUMENS:

Zone	Lumens	% Fixture
0°-10°	44.3	1.2
10°-20°	143.0	4.0
20°-30°	250.6	7.0
30°-40°	371.6	10.4
40°-50°	543.4	15.1
50°-60°	747.8	20.8
60°-70°	832.5	23.2
70°-80°	564.1	15.7
80°-90°	92.7	2.6
90°-100°	0.0	0.0
100°-110°	0.0	0.0
110°-120°	0.0	0.0
120°-130°	0.0	0.0
130°-140°	0.0	0.0
140°-150°	0.0	0.0
150°-160°	0.0	0.0
160°-170°	0.0	0.0
170°-180°	0.0	0.0
0°-90°	3590.0	100.0
0°-180°	3590.0	100.0

Coefficient of Utilization



REPORT NUMBER: P385415

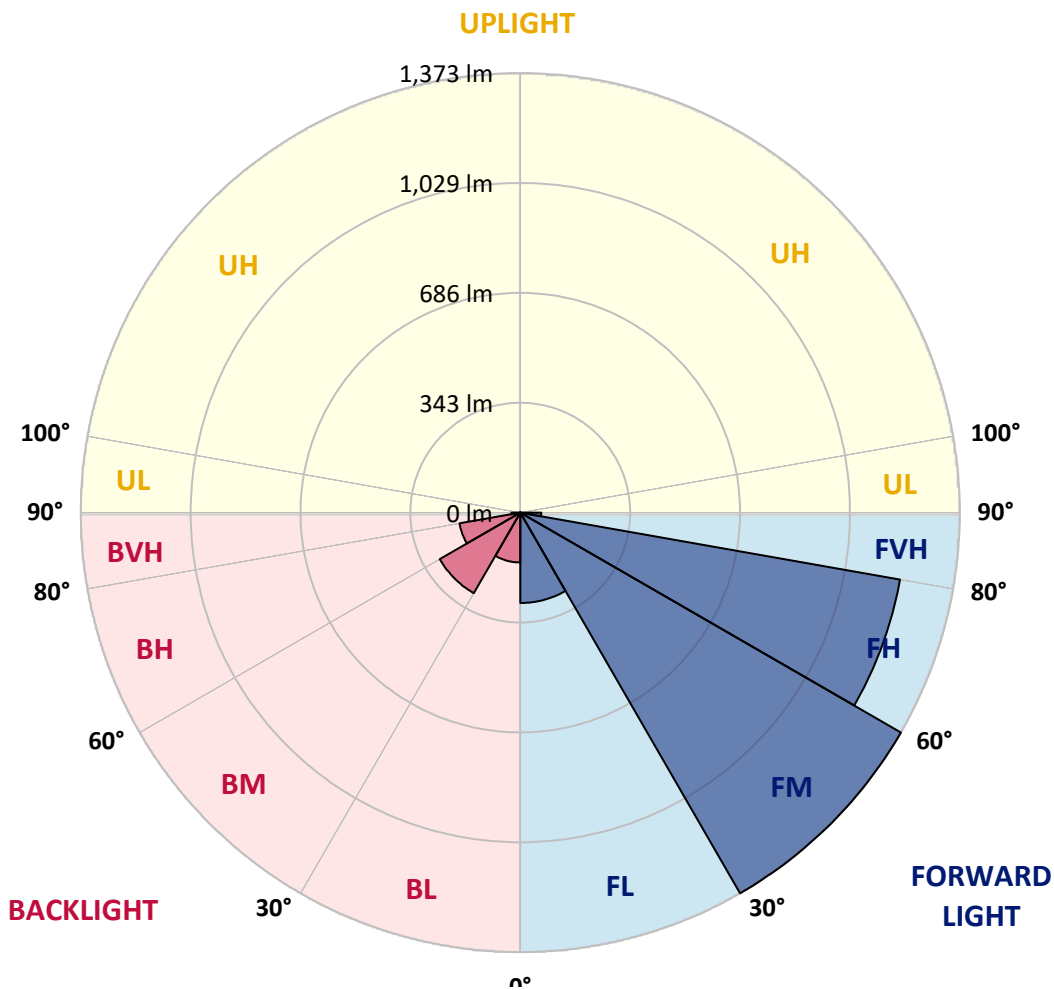
CATALOG NUMBER: GWC-SA1A-722-U-T2

LUMINAIRE CLASSIFICATION SYSTEM LUMEN TABLE AND BUG RATING:

Zone	Lumens	% Fixture	Zone Rating/Lumen Limit		
			B	U	G
FL (0°-30°)	282.2	7.9			
FM (30°-60°)	1372.5	38.2			
FH (60°-80°)	1203.9	33.5			G1/1800
FVH (80°-90°)	65.4	1.8			G1/100
BL (0°-30°)	155.7	4.3	B1/500		
BM (30°-60°)	290.3	8.1	B1/1000		
BH (60°-80°)	192.7	5.4	B1/500		G1/500
BVH (80°-90°)	27.3	0.8			G1/100
UL (90°-100°)	0.0	0.0		U0/0	
UH (100°-180°)	0.0	0.0		U0/0	

BUG Rating: B1-U0-G1

Type III Medium





REPORT NUMBER: P385415
 CATALOG NUMBER: GWC-SA1A-722-U-T2

CANDELA DISTRIBUTION (FULL):

	0°	5°	15°	25°	35°	45°	55°	65°	72°	75°	85°
0°	441.7	441.7	441.7	441.7	441.7	441.7	441.7	441.7	441.7	441.7	441.7
2.5°	487.9	487.2	484.6	484.6	479.6	475.4	467.5	462.2	455.9	453.7	446.2
5°	535.1	535.4	532.1	529.9	522.6	513.7	500.3	488.0	475.8	470.8	455.6
7.5°	574.8	574.3	573.4	571.6	564.8	555.6	537.5	519.3	501.2	493.8	467.6
10°	600.3	601.4	602.1	603.0	600.1	593.6	576.4	554.3	530.7	520.5	482.0
12.5°	613.1	615.1	618.6	624.5	629.2	628.4	616.0	592.5	564.4	551.7	499.9
15°	620.7	623.2	628.7	639.3	652.5	660.1	656.7	635.5	604.2	588.5	521.8
17.5°	625.4	627.5	635.9	650.1	669.7	689.8	698.5	680.7	649.2	631.3	546.9
20°	628.6	630.2	640.7	657.4	682.8	714.7	739.2	734.7	698.8	675.5	573.1
22.5°	635.7	637.1	647.1	663.9	692.1	733.3	778.4	785.1	751.1	724.7	601.1
25°	655.8	655.8	664.2	675.9	702.4	749.3	811.5	841.1	804.5	773.8	627.1
27.5°	694.0	693.6	696.7	700.8	720.8	765.6	841.1	890.5	859.8	826.3	652.3
30°	739.2	741.7	742.0	740.1	749.5	786.0	868.4	942.7	915.6	879.5	678.1
32.5°	797.4	799.0	797.2	790.6	789.3	815.0	895.2	997.3	975.9	935.0	701.7
35°	871.3	868.2	862.4	849.1	836.4	853.7	925.8	1051.9	1043.7	1002.1	734.3
37.5°	950.6	950.7	943.5	913.2	895.7	903.1	968.1	1113.9	1125.6	1082.0	775.9
40°	1014.1	1017.4	1021.9	982.1	959.3	969.6	1021.9	1185.7	1222.5	1176.7	830.2
42.5°	1058.5	1062.3	1074.9	1050.0	1026.3	1045.4	1085.2	1262.3	1331.3	1285.9	893.7
45°	1105.5	1107.6	1116.5	1105.7	1090.6	1133.5	1156.5	1341.7	1446.4	1402.4	964.8
47.5°	1154.9	1157.1	1166.3	1159.1	1151.2	1215.8	1230.9	1416.5	1556.6	1530.3	1040.7
50°	1216.0	1217.4	1226.1	1213.1	1215.6	1277.9	1297.4	1485.1	1672.2	1645.3	1116.8
52.5°	1299.3	1299.7	1311.6	1299.9	1288.3	1323.4	1354.7	1549.7	1762.8	1750.1	1193.0
55°	1364.5	1368.5	1407.8	1405.3	1398.7	1364.7	1402.5	1611.3	1843.7	1849.7	1273.8
57.5°	1322.9	1338.3	1417.9	1474.1	1528.7	1467.4	1467.1	1680.6	1918.8	1947.5	1362.7
60°	1158.6	1179.6	1296.9	1421.4	1592.4	1646.1	1601.4	1765.3	1994.7	2044.4	1474.1
62.5°	827.5	862.1	1021.0	1219.8	1505.1	1764.6	1874.6	1899.7	2097.9	2156.6	1618.8
65°	418.3	444.5	577.8	817.2	1202.5	1687.2	2171.5	2193.9	2277.3	2329.5	1841.7
67.5°	254.1	264.0	329.1	454.5	737.2	1314.2	2268.4	2684.2	2624.4	2652.1	2159.5
70°	187.3	194.6	235.1	301.9	424.0	771.2	1971.0	3034.2	2994.9	2991.8	2394.4
72°	145.9	151.2	187.0	243.9	310.0	462.7	1428.6	2905.0	3100.9	3085.3	2372.8
72.5°	138.3	143.0	175.7	229.5	293.0	419.4	1284.4	2817.8	3093.3	3086.2	2345.0
75°	108.9	112.2	130.0	177.5	229.3	238.0	703.8	2183.7	2744.1	2858.1	2109.2
77.5°	90.1	90.6	100.0	129.2	178.7	168.2	345.7	1515.1	1964.9	2090.4	1494.1
80°	73.4	74.0	78.5	90.6	135.2	124.5	164.2	871.2	1100.1	1101.5	710.5
82.5°	58.5	58.6	63.5	66.3	97.2	89.0	94.1	409.0	480.7	462.4	255.4
85°	41.2	40.3	62.1	54.4	63.5	57.1	51.9	161.9	198.8	190.1	80.0
87.5°	13.7	14.2	27.6	35.2	37.1	32.4	23.1	62.1	75.0	74.4	25.3
90°	0.0	0.0	0.0	0.0	0.0	0.0	0.0	0.0	0.0	0.0	0.0



REPORT NUMBER: P385415
 CATALOG NUMBER: GWC-SA1A-722-U-T2

CANDELA DISTRIBUTION (continued):

	90°	95°	105°	115°	125°	135°	145°	155°	165°	175°	180°
0°	441.7	441.7	441.7	441.7	441.7	441.7	441.7	441.7	441.7	441.7	441.7
2.5°	443.9	439.9	434.1	427.7	422.6	417.4	413.6	411.6	409.4	407.5	409.8
5°	448.6	441.2	428.8	416.7	407.8	399.9	394.2	391.2	388.5	386.7	386.9
7.5°	456.2	444.3	423.5	405.8	393.5	384.9	379.1	377.1	375.4	374.9	375.5
10°	464.4	446.7	416.4	393.0	378.9	371.8	369.2	370.6	371.8	372.9	374.2
12.5°	473.7	449.0	406.2	377.9	365.9	363.2	365.8	371.7	376.0	378.6	380.2
15°	485.8	450.9	394.3	362.8	354.8	357.9	366.6	376.9	384.4	389.3	390.0
17.5°	496.9	450.8	379.1	347.6	345.7	354.8	368.0	382.5	392.6	399.4	400.7
20°	508.4	447.5	361.4	332.8	336.6	351.4	368.6	386.0	398.3	406.2	408.0
22.5°	519.2	441.7	342.0	319.3	328.9	347.0	366.3	383.9	396.2	402.6	404.6
25°	526.5	431.5	322.4	307.9	322.1	341.5	358.6	372.8	382.0	385.2	385.7
27.5°	530.2	418.3	303.8	298.0	315.1	332.6	344.4	351.4	354.0	353.8	353.3
30°	530.7	400.9	287.9	290.0	306.9	319.5	325.1	323.7	320.4	314.7	315.2
32.5°	529.1	381.2	274.5	282.3	296.5	303.6	303.8	297.3	288.4	279.4	276.9
35°	529.6	361.9	262.8	273.7	283.9	287.0	284.2	274.5	262.4	250.8	248.3
37.5°	535.0	345.1	252.7	263.7	270.0	270.7	266.6	256.5	247.6	236.2	235.2
40°	548.0	333.1	243.0	252.4	256.0	256.4	250.6	243.4	244.1	238.1	238.0
42.5°	571.3	327.9	234.5	240.7	242.9	243.6	239.2	234.6	241.0	237.1	235.7
45°	601.5	329.2	227.3	229.2	233.3	236.7	234.0	228.4	230.9	213.7	208.0
47.5°	636.4	337.1	221.6	219.3	226.3	232.9	228.7	220.3	211.5	194.4	191.2
50°	677.1	349.3	216.4	209.5	218.8	227.7	223.5	211.5	198.3	190.0	188.9
52.5°	719.7	364.3	211.3	198.8	209.3	223.7	221.6	209.5	193.2	185.0	183.6
55°	767.9	379.4	204.7	186.3	199.0	221.9	220.8	202.4	189.4	184.8	183.7
57.5°	827.8	396.5	196.0	173.3	189.4	215.2	211.7	198.0	185.4	182.0	181.6
60°	905.9	421.9	183.6	159.5	177.6	204.9	204.2	191.7	179.1	176.6	176.1
62.5°	1023.1	463.8	166.4	145.6	164.5	187.5	194.3	183.2	172.4	172.3	172.6
65°	1204.8	526.8	147.7	133.5	151.3	172.8	182.8	174.4	165.6	168.1	168.5
67.5°	1415.5	579.1	129.4	121.6	137.8	158.8	172.4	165.6	156.6	163.0	163.2
70°	1485.6	532.4	113.4	109.9	123.9	145.4	161.2	156.0	146.9	153.3	152.7
72°	1382.5	429.8	103.0	101.0	113.4	134.2	151.2	147.0	138.0	142.3	140.7
72.5°	1350.0	409.8	100.4	98.8	110.5	131.4	148.6	144.7	135.7	139.4	138.0
75°	1204.2	355.9	86.3	86.7	96.4	117.6	134.0	132.8	123.5	123.9	123.4
77.5°	873.4	260.9	72.7	75.2	82.1	103.3	119.3	118.5	108.4	106.6	106.2
80°	405.3	133.1	59.2	60.3	67.5	86.4	101.7	100.7	92.6	90.2	88.9
82.5°	138.8	63.3	44.5	45.2	52.3	69.6	88.3	87.6	80.8	76.3	73.4
85°	49.6	31.5	31.2	30.4	37.3	54.8	76.9	73.5	63.5	54.1	53.9
87.5°	16.1	13.5	16.1	15.9	21.8	37.1	55.9	47.6	46.1	38.3	37.6
90°	0.0	0.0	0.0	0.0	0.0	0.0	0.0	0.0	0.0	0.0	0.0

Signify Classified - Internal
Cooper Lighting Solutions Photometric Lab
1121 Highway 74 South
Peachtree City, GA 30269

Scaled Data Report



Report Generated By 670245982

Signify Classified - Internal
Cooper Lighting Solutions Photometric Lab
1121 Highway 74 South
Peachtree City, GA 30269

Scaled Data Report



Signify Classified - Internal
Cooper Lighting Solutions Photometric Lab
1121 Highway 74 South
Peachtree City, GA 30269

Scaled Data Report



Signify Classified - Internal
Cooper Lighting Solutions Photometric Lab
1121 Highway 74 South
Peachtree City, GA 30269

Scaled Data Report





--- HS — SS

Signify Classified - Internal
Cooper Lighting Solutions Photometric Lab
1121 Highway 74 South
Peachtree City, GA 30269

Scaled Data Report



u

Signify Classified - Internal
Cooper Lighting Solutions Photometric Lab
1121 Highway 74 South
Peachtree City, GA 30269

Scaled Data Report



Signify Classified - Internal
Cooper Lighting Solutions Photometric Lab
1121 Highway 74 South
Peachtree City, GA 30269

Scaled Data Report



(END OF REPORT)